



District Report Card: 2017


State: Assam	District: Kamrup-rural
Class: 3	Subject: Language
Schools: 61	Students: 897


Participation/Coverage


Students

<div>GENDER</div> <div></div>	Boys			Girls		
	Number		%	Number		%
	391		43.59	506		56.41

<div>AREA</div> <div></div>	Rural			Urban		
	Number		%	Number		%
	887		98.89	10		1.11

<div>CATEGORY</div> <div></div>	SC		ST		OBC		GEN	
	Number	%	Number	%	Number	%	Number	%
	49	5.46	87	9.70	49	5.46	712	79.38

<div>CWSN</div> <div></div>	LD	VI	HI	S&LD	ID	Oth
	0	3	2	1	1	0

<div>Management</div> <div></div>	Government			Government-aided		
	Number		%	Number		%
	887		98.89	10		1.11

Average Performance of Students in Language (%)

Overall	Gender		Area		Management		Social Group			
	Male	Female	Rural	Urban	Govt.	Aided	SC	ST	OBC	GEN
70.76	69.14	72.02	70.91	57.33	70.66	80.00	63.95	61.23	67.62	72.61

Performance on Learning Outcomes (LOs)

Learning Outcomes	Description	Average Performance(%)
L304	Reads small texts with comprehension i.e., identifies main ideas, details, sequence and draws conclusions	72.16
L312	Reads printed scripts on the classroom walls: poems, posters, charts etc.	67.96

Range of Performance of Students who Answered Correctly							
Below 30%		30% - 50%		50% - 75%		Above 75%	
Number	%	Number	%	Number	%	Number	%
50	5.57	117	13.04	295	32.89	435	48.49

Lowest Performing Learning Outcomes (LOs)

1 - Reads printed scripts on the classroom walls: poems, posters, charts etc. (67.96)

2 - Reads small texts with comprehension i.e., identifies main ideas, details, sequence and draws conclusions (72.16)